868/915MHz
Wall Mount Antenna
LPW-868-[X]SP

PANORAMA ANTENNAS

- Low profile
- Adhesive or screw mount
- Multiple cable routing options

The Panorama LPW-868-[X]SP antenna range is designed to decrease the lifetime cost of M2M and smart metering installations by offering a robust, effective antenna that is easy to install.

The antenna offers ground-plane independent omni-directional performance across 863 - 928MHz encompassing the 868 and 915MHz bands. The efficient element design ensures a high first time connection rate and an ongoing, robust communications link.

The antenna can be installed using the supplied industrial grade adhesive pad or via the integrated screw mounting bosses. Performance may change based on mounting surface.

Technical Drawing

LPW-868-2SP Shown

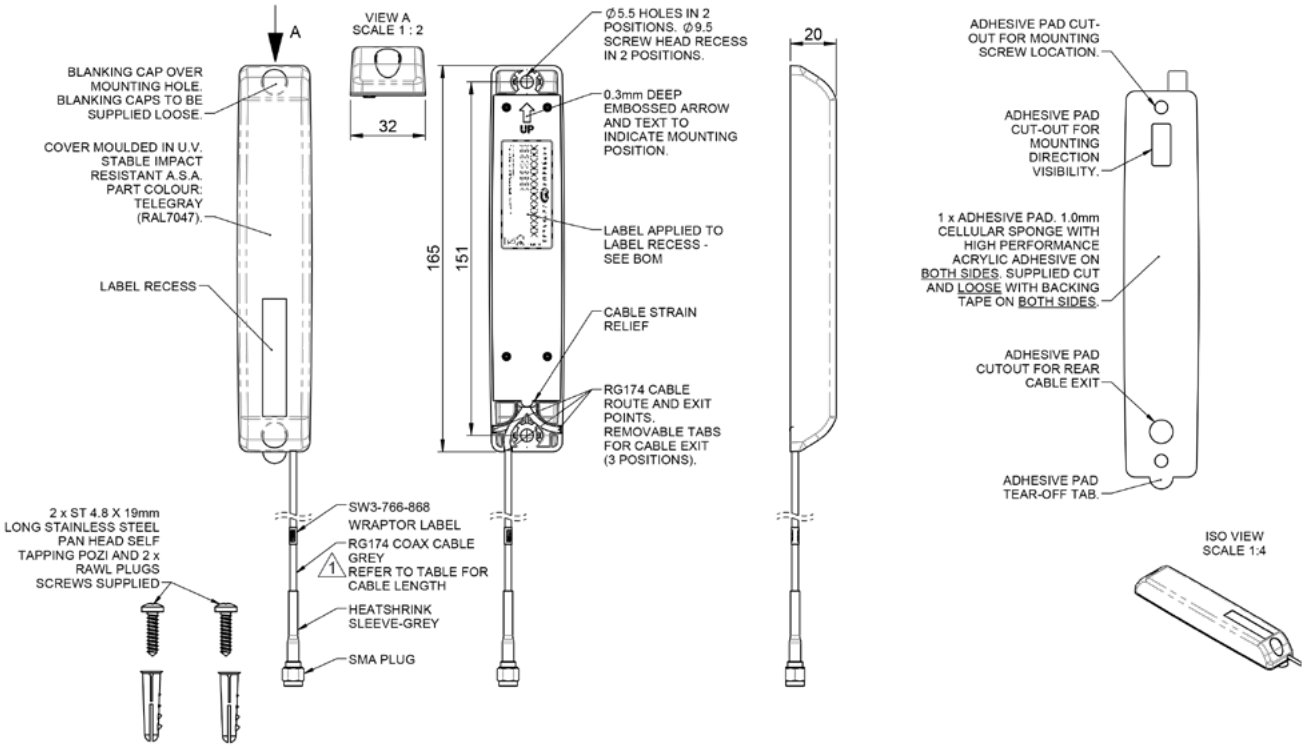

Panorama Antennas Ltd
Frogmore, London, SW18 1HF, United Kingdom
T: +44 (0)20 8877 4444 | F: +44 (0)20 8877 4477
E: sales@panorama-antennas.com
W: www.panorama-antennas.com

Waiver: The data given above is indicative of the performance of the product/s under particular conditions and does not imply a guarantee of performance. These specifications are subject to change without notice.
Copyright © Panorama Antennas Ltd. All rights reserved.

868/915MHz
Wall Mount Antenna
LPW-868-[X]SP

PANORAMA ANTENNAS

Product Data

Part No.		
		LPW-868-2SP
Electrical Data		
Frequency Range (MHz)		863 - 928MHz
Typical Peak Gain: Isotropic +		2dBi
Typical VSWR*		<1.5:1
Polarisation		Vertical
Pattern		Omni-directional
Impedance		50Ω
Max Input Power (W)		10
Mechanical Data		
Dimensions (mm)	Height	20 (0.79”)
	Length	165 (6.5”)
	Depth	32 (1.26”)
Operating Temp (°C)		-30° / +70°C (-30° /+158° F)
Material		ASA Plastic
Colour		RAL 7047-Grey
IP Rating		IP66
Mounting Data		
Fixing		Acrylic adhesive pad & 2x ST/STL 4.8/19mm screws
Cable Data		
Type		RG174
Diameter (mm)		2.8 (0.1”)
Length (m)		2 (6.6”)
Termination		SMA Plug

+Typical peak gain measured in free space with 2m (6’6”) of RG174 cable.
*Typical VSWR measured in free space with 2m (6’6”) of RG174 cable.

Panorama Antennas Ltd
Frogmore, London, SW18 1HF, United Kingdom
T: +44 (0)20 8877 4444 | F: +44 (0)20 8877 4477
E: sales@panorama-antennas.com
W: www.panorama-antennas.com

Waiver: The data given above is indicative of the performance of the product/s under particular conditions and does not imply a guarantee of performance. These specifications are subject to change without notice.
Copyright © Panorama Antennas Ltd. All rights reserved.

Electrical Data

Typical VSWR *

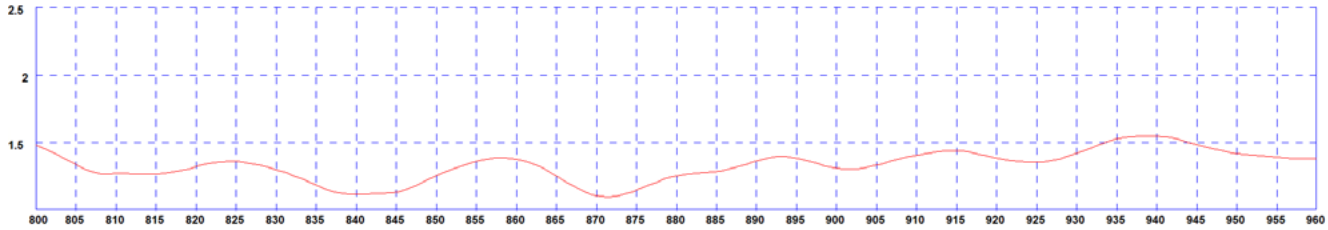

*VSWR measured in free space with with 2m (6'6") of RG174 cable

Typical Efficiency*

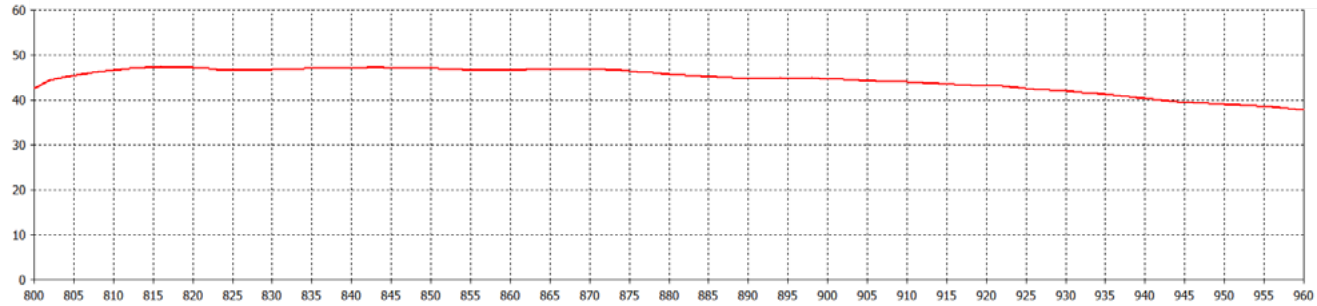

*Efficiency measured in free space with 2m (6'6") of RG174 cable

Typical Swept Peak Gain*

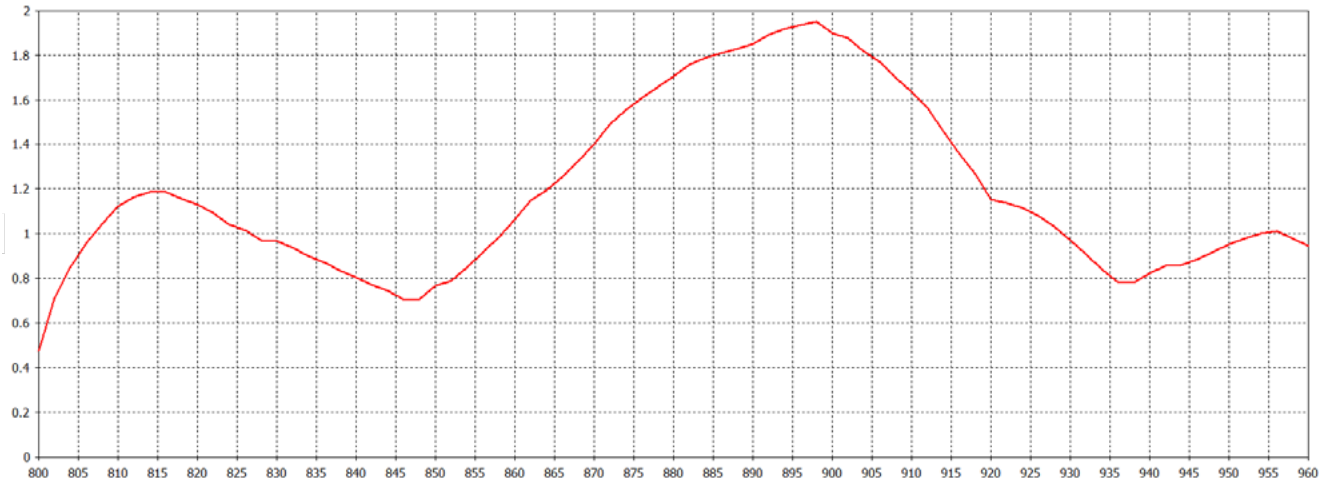

*Swept peak gain measured in free space with with 2m (6'6") of RG174 cable

Panorama Antennas Ltd
Frogmore, London, SW18 1HF, United Kingdom
T: +44 (0)20 8877 4444 | F: +44 (0)20 8877 4477
E: sales@panorama-antennas.com
W: www.panorama-antennas.com

Waiver: The data given above is indicative of the performance of the product/s under particular conditions and does not imply a guarantee of performance. These specifications are subject to change without notice.
Copyright © Panorama Antennas Ltd. All rights reserved.

Pattern Data

Typical 3D Pattern - 868MHz

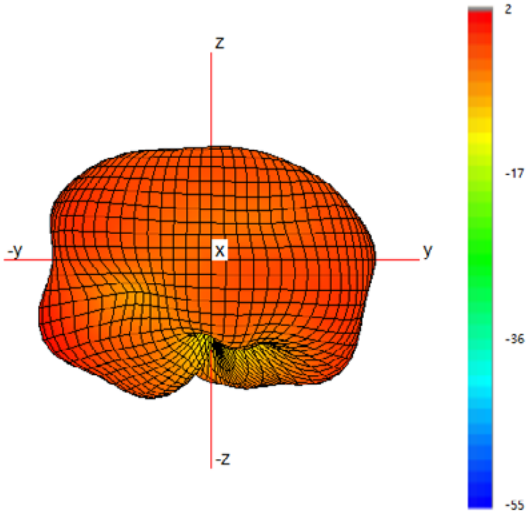

Typical H Plane Pattern - 868MHz

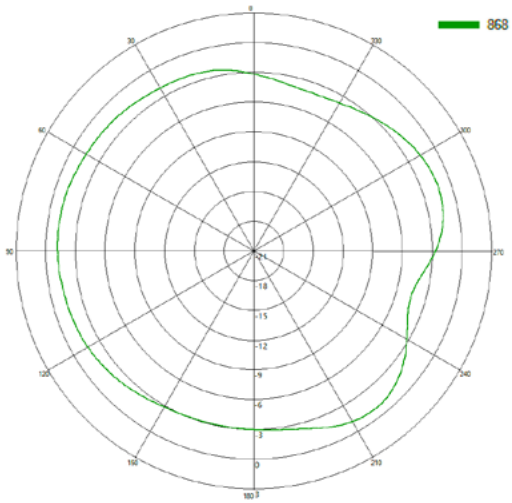

Typical 3D Pattern - 915MHz

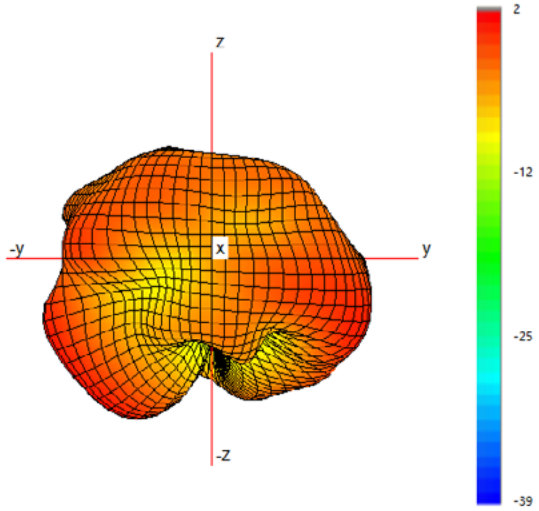

Typical H Plane Pattern - 915MHz

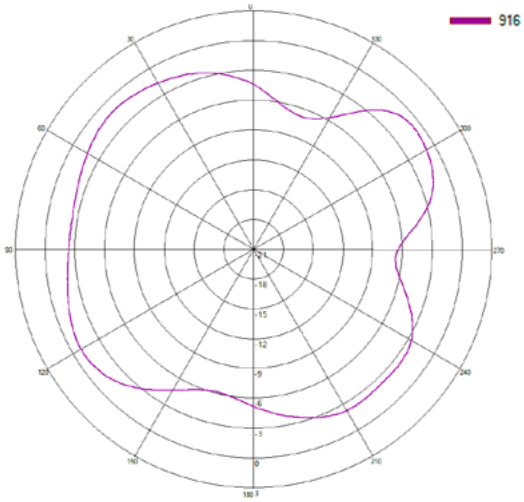

Panorama Antennas Ltd
Frogmore, London, SW18 1HF, United Kingdom
T: +44 (0)20 8877 4444 | F: +44 (0)20 8877 4477
E: sales@panorama-antennas.com
W: www.panorama-antennas.com

Waiver: The data given above is indicative of the performance of the product/s under particular conditions and does not imply a guarantee of performance. These specifications are subject to change without notice.
Copyright © Panorama Antennas Ltd. All rights reserved.